



# V-Ray for Rhino

Product document

September 2022



## Product description

V-Ray for Rhino is the most complete visualization tool for McNeel Rhinoceros. Designers and architects can view their design in real-time, stage their scenes with high-quality 3D assets, create renders as-real-as-can-be, and apply finishing touches – all within the application. The unparalleled Grasshopper integration further streamlines the design development process, saving users time and improving their efficiency.

The V-Ray Vision 3D viewer enables users to visualize scenes within a real-time rasterized environment and watch them evolve instantly as new objects, materials, or lights are introduced. Vision significantly improves efficiency in the initial design development stages where rapid experimentation is key. Feedback from managers and clients is applied immediately, making it a great tool for design review meetings. Furthermore, images, videos, and even executable applications can quickly and easily be exported and shared.

In V-Ray 6, internal and external collaboration is streamlined even further. The new compatibility with the Enscape renderer allows users to transfer their 3D models, materials, and lights into V-Ray. Once there, these can be taken to the highest level of realism without starting from scratch, eliminating one of the biggest timesinks for archviz artists in companies using both applications in their work.

Remote approvals are also significantly sped up with the ability to collaborate on the cloud. With the help of Cloud Collaboration, users can upload their work directly from within the V-Ray Frame Buffer, keep all their feedback in the same place, and access their content from anywhere, anytime.

V-Ray's Chaos Cosmos 3D content library enables designers and architects to build real-life context for their model's exterior and interior. By employing hundreds of carefully curated assets, great-looking visualizations can be achieved effortlessly, helping users convey their ideas better while retaining accurate scale.

Achieving photorealism is where V-Ray for Rhino shines. With realistic lights and environments, real-world cameras and effects, as well as an ever-expanding library of high-resolution materials and textures, any artistic vision can be turned into reality. Designers can make use of presets or tweak multiple parameters to their liking, making V-Ray suitable for users at any level.

V-Ray takes users beyond rendering. The Frame Buffer allows for post-processing and eliminates reliance on third-party applications. The powerful color correction, compositing, and lighting capabilities refine final images without the need to re-render.

## What it's used for



**Architecture**



**Product design**



**Jewelry design**



**Interior design**












**Industrial design**



**Automotive**

## Key benefits to users

-  **Real-time visualization.** Users can view their scene in real-time as they work in Rhino and Grasshopper. The real-time viewer, V-Ray Vision, is a lightweight 3D viewer that does not require the new and expensive hardware or pipeline changes.
-  **Photoreal rendering.** With V-Ray, designers and architects can bring their concepts to the highest level of realism possible. Models can be observed just as they would in real life, helping their creators communicate them effectively with stakeholders.
-  **High-quality entourage.** Our curated render-ready Chaos Cosmos library includes 3D content for exteriors and interiors usable across the multiple Chaos products and renderers.
-  **Tools beyond rendering.** V-Ray's post-processing capabilities enables users to carry out compositing and color corrections. Lighting in a scene can be tweaked – even after the final render. Settings can be saved and reused in further projects.
-  **Easy to get started.** V-Ray for Rhino offers users a number of tools to get up and running easily. Hundreds of unique lighting scenarios can be generated automatically with the push of a button. And it's simple to drag-and-drop realistic, render-ready V-Ray materials onto surfaces.
-  **Collaboration.** V-Ray significantly speeds up the review process with remote teams and clients by enabling users to share their work and receive feedback via the cloud.
-  **Advanced workflows made easy.** V-Ray gives architects and designers advanced 3D workflows in the form of intuitive and memory-efficient systems, so they can create rich and realistic visualization like a seasoned pro. Customizable clouds, object scattering, geometric patterns are all reduced to a few clicks while retaining complete creative control.
-  **Using existing V-Ray work.** Users can transfer work between applications in the V-Ray ecosystem. Geometry, lighting or materials can be moved seamlessly from other 3D creation tools such as SketchUp, 3ds Max, or Revit.
-  **Handles the toughest scenes.** V-Ray is built to be used for the most complex projects and greatly improves Rhino's ability to handle large scenes.

## Grasshopper Integration

One of the biggest advantages of V-Ray for Rhino is the deep integration with Grasshopper – the powerful extension for parametric design and procedural model creation. V-Ray for Grasshopper enables architects and designers who work procedurally to execute all their visualization needs within the app. Using the familiar node-based system any user can unlock powerful rendering capabilities and achieve impressive results.

The new Live Link component synchronizes the Grasshopper session to V-Ray Vision and design iterations can be viewed in real-time. Realistic lighting and materials can be applied to scenes with just a few clicks. Animating objects is as easy as moving a slider. Generative geometry can be rendered directly within Grasshopper without baking. V-Ray for Grasshopper significantly optimizes the workflow and frees up users' time for more experimentation and refinement. Users with Nvidia RTX GPUs can use Live Link to send their definitions to Chaos Vantage for a fully ray-traced real-time experience.

## What Others Say About V-Ray for Rhino

"V-Ray for Rhino gives me enormous flexibility to generate a wide range of imagery quickly. The images I create are used to sell products before they really exist, which says a lot about the quality that V-Ray for Rhino is able to produce."

**Gijs de Zwart, Industrial Design Engineer, STUDIOGIJS**



Create your world.