

# SketchUp for Architecture Online Course

The most comprehensive course for exterior and interior design ft. V-Ray and Twinmotion

## Learn a complete SketchUp workflow



44 Video lessons



More than 20 hours of content




Full-scale exterior and interior project

## Discover the complete step-by-step process for 3D modeling and visualization with SketchUp, V-Ray and Twinmotion.

Architectural and interior design professionals are increasingly turning their attention towards SketchUp as one of the most accessible and versatile 3D modeling platforms on the market.

**41 million users** worldwide are relying on [SketchUp](#) for fast and efficient 3D workflows and an improved feedback loop and communication with their clients.

[V-Ray](#) and [Twinmotion](#) are two of the main rendering engines which work with SketchUp to create stunning interior and exterior visualizations. They are trusted by some of the most popular architectural studios with a signature style such as Foster & Partners, BIG, Hadi Teherani, Zaha Haddid Architects and many others.



## What you will learn

In this course you'll learn everything you need to know about using SketchUp Pro - from installing the software and making some essential settings that will be a game-changer for your workflow, to creating a full-scale exterior and interior project. This course is a comprehensive guide featuring 44 video lessons and more than 20 hours of content.

In addition, this course has been developed according to the last standards **["Plan of Works - RIBA"](#)** and the **["A Practical Approach to Level of Detail"](#)** by AIA.

**This is the most complete learning package architects and interior designers need in order to work with SketchUp professionally and without compromise.**



## Architectural Workflow with SketchUp



### ★ Key highlights

- ✓ setting up SketchUp
- ✓ creating topography
- ✓ designing your landscape
- ✓ importing your DWG files
- ✓ working with building elements and building levels
- ✓ furniture design
- ✓ drawing urban plans
- ✓ visualization with V-Ray & Twinmotion
- ✓ creating an interior design

## Curriculum

Section 1: SketchUp Introduction & Settings

Section 2: Urban Plan and Topography

Section 3: Building Elements

Section 4: Building Levels

Section 5: Building Positioning

Section 6: Landscape Design


Section 7: Building Materials

Section 8: Interior Design

Section 9: SketchUp Layout

Section 10: Exterior Visualization with Twinmotion

Section 11: Interior Visualization with V-Ray



# Who is this course for

- Architects
- Interior Design Professionals
- Construction Professionals working over the “design & build” contracts
- 3D Artists
- Students in architecture, engineering and interior design
- Anyone with an interest in 3D Rendering with V-Ray or Twinmotion for Sketchup
- Beginner to Advanced Sketchup Users

- 44 self-paced video lessons
- More than 20 hours of learning content
- Exterior and Interior Design in a single course
- Two visualization tools: Twinmotion & V-Ray
- Taught by an experienced architect with multiple professional credentials

## Instructor

**Nikolay Tomov**, 3D Architect at **AECO Space**, has been working in architecture and construction for **over 25 years**.

His extensive experience in real estate, construction, and architecture has given him a unique perspective of the industry.

Combined with his proficient use of BIM, 3D modeling, and Rendering software, he's one of the best positioned experts to share his knowledge and experience with both beginners and professionals.

He has a unique step-by-step teaching approach and a holistic view of both exterior and interior design.

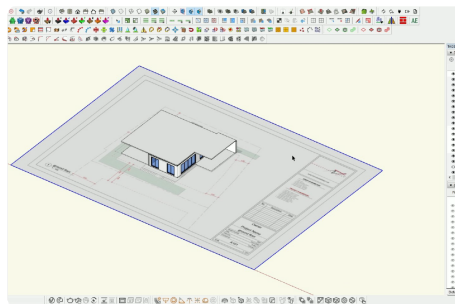


## 📁 Bonuses you get with this course



### 30-minute live consultation with the course instructor

1-on-1 consultation. You get it **FREE** when you sign up for this course.



### Complete 3D model file with all the assets created in this course

Complete model with over 200 assets. You get it **FREE** when you sign up for this course.



### Receive a Certificate of Course Completion

We'll send you a Certificate of Course Completion once you complete all the lessons.

## 🔗 Requirements



- ✓ A computer with either Windows or Mac to install all the software & SketchUp plugins to model & render your project.
- ✓ A strong work ethic, willingness to learn, and plenty of excitement about SketchUp modeling & V-Ray rendering skills you will acquire in this course.

*(this course is taught on Windows but the same techniques can be applied in Mac as well)*

