

ARCH|INE. & '23

MAKE THE DIFFERENCE!



ARCH|INE. & *professional*

(BUILDING INFORMATION MODELING)

Architectural design software that includes interior design features.
Collaborate using IFC, DWG and RVT formats.

ARCHLINE.XP 23
MAKE THE DIFFERENCE!



Krisztina Hárosi - Joffimmo



ARCHITECTURAL TOOLS

Model elements have 3D geometry such as walls and columns, doors and windows, roofs, beams, plinths, stairs, ramps, railings, rooms, etc. Drafting elements completes the documentation of the project on a specific view such as lines, arcs, dimensions, text, hatches, etc. ARCHLine.XP coordinates changes throughout the entire project. This means more accurate design.



INTERIOR DESIGN TOOLS

ARCHLine.XP gives you the opportunity to comprehensively design bespoke furniture, kitchens, bathrooms with lighting and living spaces.



SITE MODELS & COOPERATION WITH GOOGLE MAPS

Nothing works on the client's imagination better than a proper visualization of the project. ARCHLine.XP, thanks to the possibility of importing a 3D terrain model directly from Google Maps, makes it possible to embed the designed building in the place where it is actually to be built.



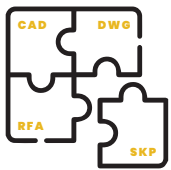
POINT CLOUDS

Point cloud enables the 3D representations of existing structures such as room or the entire building. You can convert points to model elements like walls, floors, doors and windows.



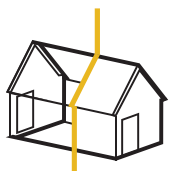
BIM DATA EXCHANGE

Importing and viewing files from Autodesk Revit (.RFA, .RVT) is no problem for ARCHLine.XP. Objects in .RFA format directly import BIM parameters, so you no longer need to work with 2D blocks.



COMPATIBILITY WITH MANY FILE FORMATS

Ability to import and export files in several 2D and 3D formats. DWG, IFC, SKP, OBJ, RVT and many more. Downloading 3D models from 3D-Warehouse.



DESIGN PHASES

Design phases allow managing the existing state and the new construction plan at the same time.



REFERENCE EXTERNAL FILES

You can attach any CAD file as an external reference or Xref in your project. Changes made to the referenced drawing are automatically reflected in the current drawing when it is opened or reloaded by the Xref.



TEAMWORK

Teamwork tools makes available to work on the same project with your colleagues together. Every part of your project updates automatically, so that the plan and the documentation are one coherent unit through the lifecycle of it.



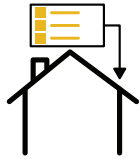
STUNNING VISUALS

The built-in rendering engine offers a simple and fast solution for creating high-quality photorealistic images.



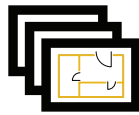
FULL DOCUMENTATION

Automatic creation of wall views, sections, elevations. 3 clicks are enough to fully scale the current storey.



QUANTITY TAKE-OFF

Automatic creation of project views, dimensioning, sections, elevations.



PLOT LAYOUT

Layout is the tool for creating multi-page documentation from your project. If you need to update your model changes, you can automatically synchronize all views in Layout.



Live

ARCHLine.XP LIVE transforms BIM/CAD models into impressive 3D spaces where people walk, a gentle breeze moves trees, fires roar in the fireplace. ARCHLine.XP LIVE is easy to use and learn.



ZWCAD X ARCHLine.XP PLUGIN

Efficient, two-way conversion between CAD and BIM. The plugin allows direct transfer of drawings in DWG or IFC format between these two programs and avoids the tedious import/export tasks.



Krisztina Hárosi • Moretti

ARCHLINE.® 23
**MAKE THE
DIFFERENCE!**

ARCHLine.XP® is a registered trademark of CadLine Ltd.
All Trademarks referred to are the property of their respective owners.

ARCHLINE.®

Official Distributor